


1st Grade to 2nd Grade
***Summer Homework
Activity Packet***



Summer 2010

Don't let your brain take a vacation! This Summer Homework Activity Packet has **one** activity for each week you are on summer vacation, and a reading log to keep track of your daily reading. If you finish all of the activities and bring it back with you the first week of school, you will be rewarded with an invitation to a special party to celebrate your hard work! We will also be picking a few students from the finished packets to win special prizes, too! The activities are similar for each grade, so you can work on them with your siblings or friends in other grades; be careful to follow the directions in **your own** packet, because some of the directions may be different from other grades.

Have a fun and safe vacation – but don't let your brain take a vacation!

***Paquete de Actividades-
Tareas de Verano***
Verano 2010

¡No permitas que tu cerebro tome vacaciones! Este Paquete de Tareas-Actividades de Verano tiene **una** actividad para cada semana de vacaciones y un lugar para registrar diariamente los libros que hayas leído. ¡Si terminas todas las actividades en el paquete y lo devuelves durante la primera semana de clase en septiembre, podrás asistir a una fiesta especial para celebrar tu buen trabajo! También escogeremos algunos estudiantes en cada grado que hayan terminado el paquete para recibir regalos especiales. Las actividades son similares a las de otros niños en diferentes grados para que puedan trabajar en conjunto con tu hermano/a o amigo/a. Presta atención a las instrucciones en **tu propio paquete**, porque las instrucciones pueden ser diferentes que las de otros niños en otros grados.

¡Esperamos que tengan unas vacaciones seguras y divertidas, pero no dejes que tu cerebro descanse!


TUFSD 1st to 2nd Grade Summer Homework Assignment Calendar

Week 1

*June 28 –
July 4*

***Reading/
Writing***

Read a book at your reading level. Cut out the postcard to the right. On one side of the postcard, draw a scene from the book. On the back, write a message to your teacher about the book you read.



TUFSD 1st to 2nd Grade Summer Homework Assignment Calendar

Week 2
July 5-11

Math



During the summer, you probably do many things: you eat, play, watch TV, and read. What do you spend the most time doing? Color the box each day that you do each activity.

| | Monday | Tuesday | Wednesday | Thursday | Friday | Saturday |
|--------------------|--------|---------|-----------|----------|--------|----------|
| I watched TV | | | | | | |
| I played outside | | | | | | |
| I ate breakfast | | | | | | |
| I read | | | | | | |
| Someone read to me | | | | | | |

What did you do the most? _____

What did you do the least? _____

What else do you notice? _____

What do you think you can do *more*? Why?

What do you think you should do *less*? Why?

TUFSD 1st to 2nd Grade Summer Homework Assignment Calendar

Week 3
July 12-18

Science

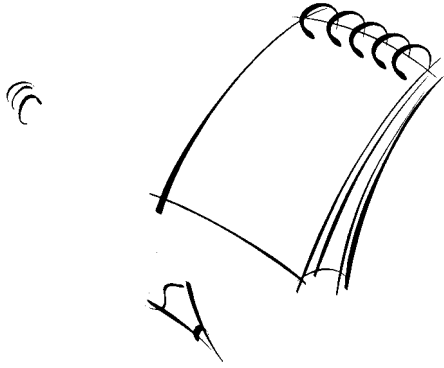


Ask an adult to help you get two ice cubes. Put the ice cubes on separate plates. On a piece of loose leaf paper, write down the time and what they look like. Sprinkle salt on one of the ice cubes, and let them go. Check back every five minutes; write down the time and what you notice about each ice cube.

TUFSD 1st to 2nd Grade Summer Homework Assignment Calendar

Week 4
July 19-25

Literacy



On a piece of loose leaf paper, write about something fun, exciting or interesting that you've done this summer. On an unlined piece of paper, draw a picture to illustrate your story.

Week 5
July 26-
August 1

Math

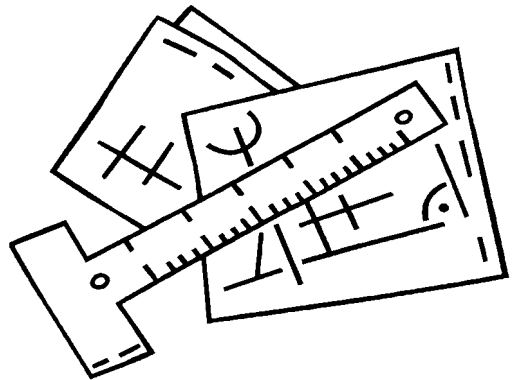


Five people in your family go to the ice cream shop. Each person gets 3 scoops of ice cream. On a separate sheet of paper, use pictures, numbers and words to tell how you know:
how many scoops in all?

Week 6
August 2-8

**Social
Studies**

On an unlined piece of paper, draw a map of your room. Label the big furniture, doors and windows.



TUFSD 1st to 2nd Grade Summer Homework Assignment Calendar

Week 7
August 9-15

Reading

Review your summer book log, and choose the book you liked the most. Make a poster to advertise your book and convince other students to read that book. Include the title and author, and what the book is about and why you liked it. You may want to use construction paper or poster board, and include pictures. Have an adult check your spelling, because your teacher will be hanging these in the hallway to help students choose books to read in September.




Week 8
August 16-22

Math


Cut out each of these shapes. On a piece of paper trace each shape. Next to each shape, write the name of the shape, and describe how you know it is that shape (use words like "side" and "angle").

Challenge: On each shape draw all of its lines of symmetry. Next to each shape write a sentence telling how many lines of symmetry there are. In words explain how you found the lines of symmetry.



Weeks 9 & 10
*August 25 –
September 5*

The End!



Complete the Summer packet this week if you haven't already finished it. If you did, CONGRATULATIONS! You're done with your summer homework packet! Prepare all of your summer assignments and have them all together and ready to hand in to your new teacher when school starts. See you September 13! Happy Labor Day! Keep reading!!!